

PATLITE®

WME-D

FLUSH-MOUNTED SIGNAL TOWER



Easy vertical and
horizontal installation
with mounting bracket

Superior durability
and light transmission

WME-D CONTINUOUS

WME-DFB CONTINUOUS / FLASHING / AUDIBLE ALARM

93 dB
Sound Pressure

IP54

W70-D80


RoHS LISTED

UL CE



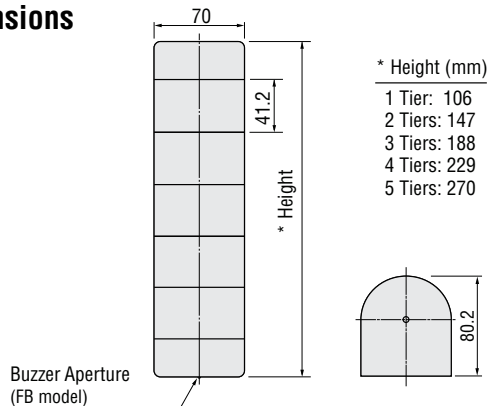
The Flush-Mounted Signal Tower

The WME Series features an 80mm diameter modular design, up to 5 ultra-bright LED units, and a 93dB audible alarm for effective signaling and enhanced durability.

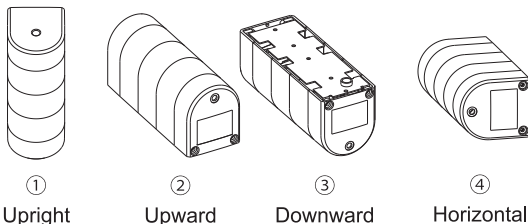


- Built-in audible alarm with up to 93dB
- Can be installed vertically or horizontally
- Easy to install with included metal fittings
- NPN/PNP compatible (NPN only for AC models)

Dimensions



Mounting Direction



* To maintain IP54 for FB model, install the unit with the buzzer aperture pointing down.

Specifications

| | |
|--|--|
| Product Name | Signal Tower |
| Model | WME-□02DFB |
| Rated Voltage | 24V DC |
| Operating Voltage Range | Rated Voltage ± 10% |
| Signal Wire Current / Power Consumption | 201mA Max (5 tier and alarm) |
| Mounting Location | Indoor Only |
| Protection Rating | IP54 (IEC 60529) (for upright mounting only) |
| Vibration Resistance | 20m/s ² (JIS C 60068-2-6) |
| Alarm Sound | Alarm1 - Rapid, Intermittent Beep (1/2620Hz) Alarm2 - Rapid, Intermittent Beep (2/2620Hz) |
| Sound Pressure | 93dB |
| Environmental | Alarm1 - measured from front direction of alarm opening at 1m |
| Conformity Standards | UL 508, CSA-C22.2 No.14 RoHS Directive (EN 50581) EMC Directive (EN 61000-6-4) FCC Part 15 SubpartB Class A |

How to Order

WME-502DFB-RYGBC

| | | | | |
|-------|-----------------|---------------|----------------|---------------------------------------|
| Model | Number of tiers | Rated Voltage | Specifications | Colors |
| 02 | 24V DC | M2 | 100 - 240V AC | Blank |
| | | | | Continuous |
| | | | | FB |
| | | | | Continuous / Flashing / Audible Alarm |

| | |
|---|-------|
| R | Red |
| Y | Amber |
| G | Green |
| B | Blue |
| C | White |

From Top to Bottom

PATLITE (U.S.A.) Corporation

20130 S. Western Ave. Torrance, CA 90501, U.S.A.
TEL.+1-310-328-3222 FAX.+1-310-328-2676 E-mail: sales@patlite.com

www.patlite.com